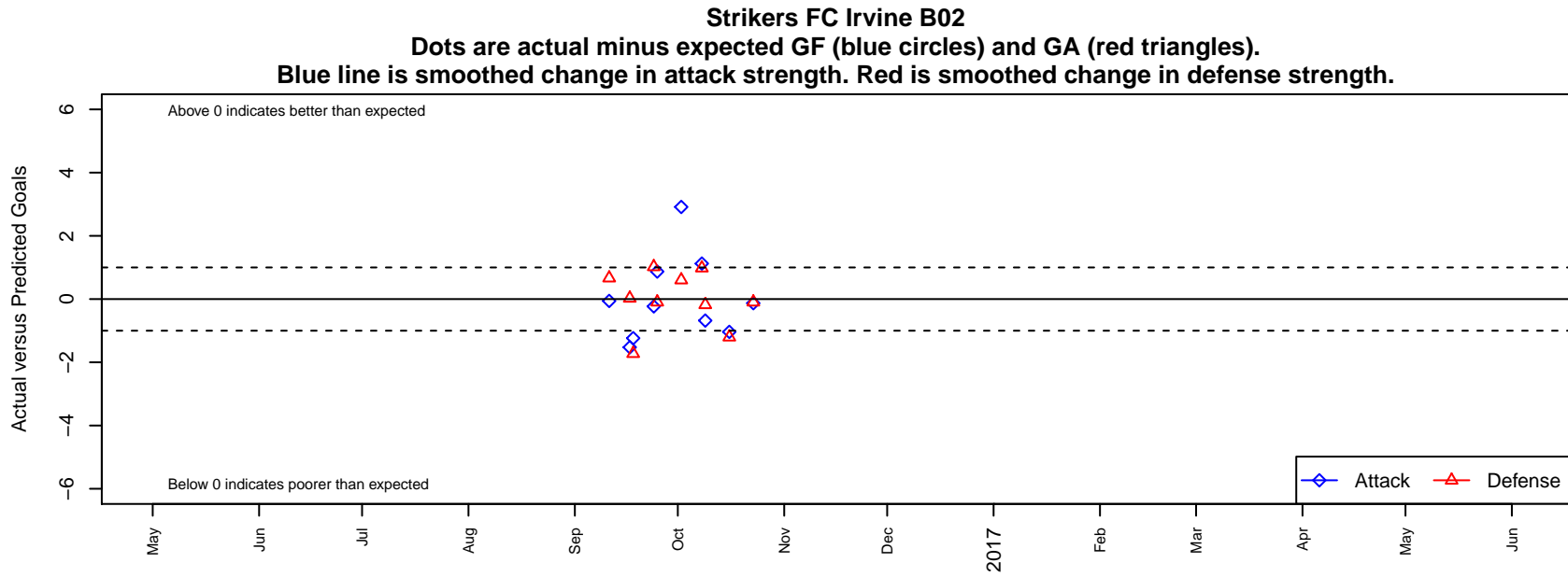


Strikers FC Irvine B02

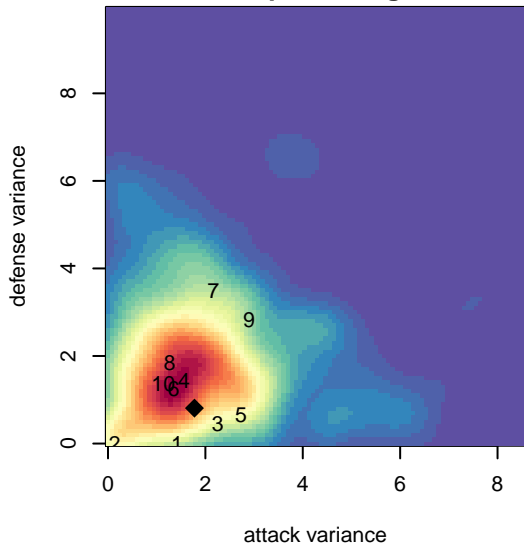
, CAS
B02 total strength=1591
attack=22.34 defense=10.76
fall league = SCDL FI1 U15

alt names used:
Strikers FC – Irvine 2002 Ba*

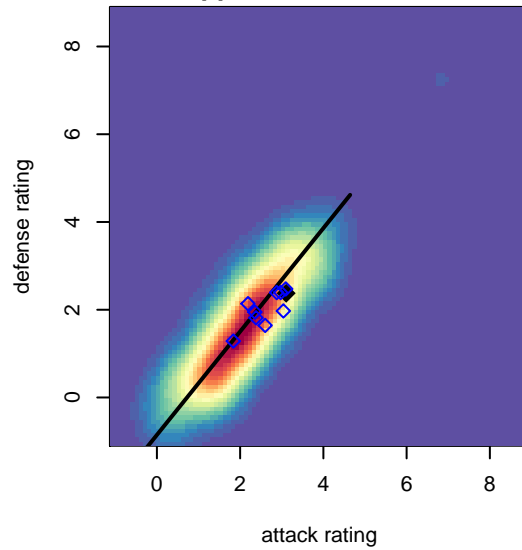
Venues played:
2016 SCDL FI1 U15



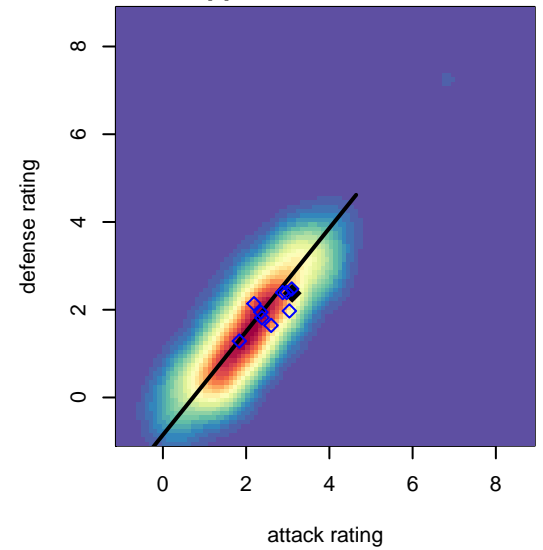
**attack and defense variance (black dot)
relative to other teams
and top 10 in region**



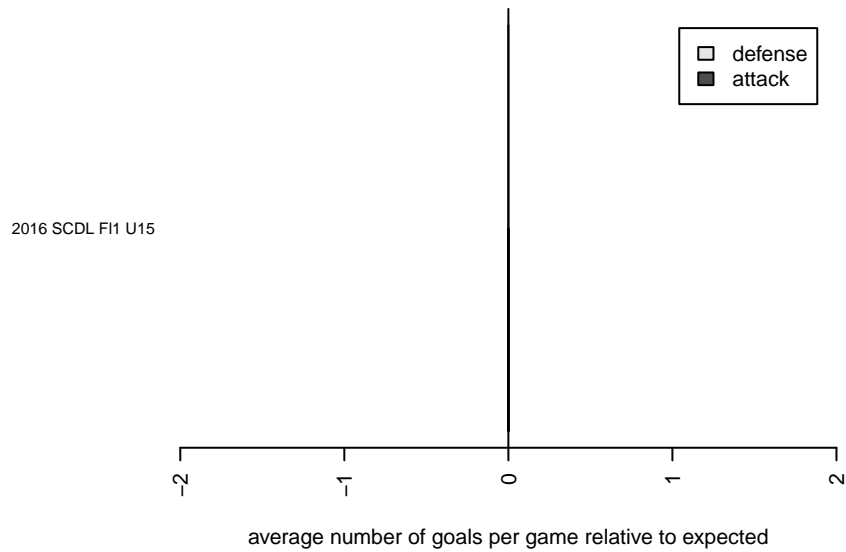
**attack and defense rating
relative to others at age
and all opponents in last 13 months**



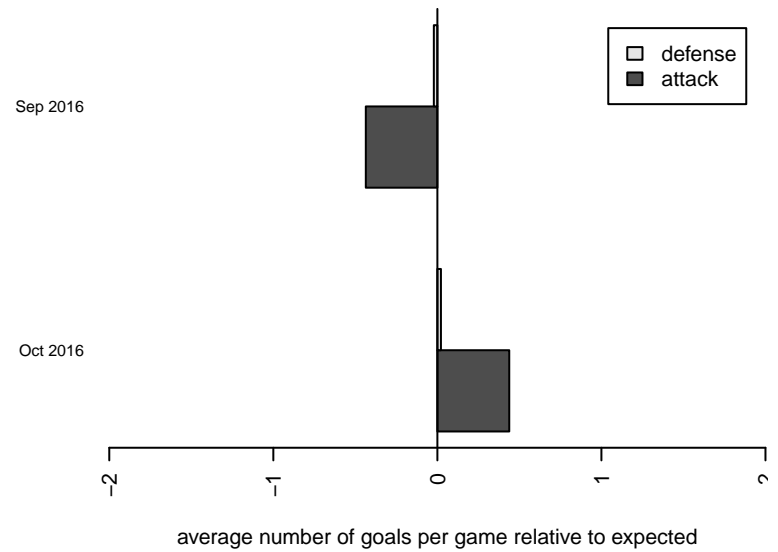
**attack and defense rating
relative to others at age
and all opponents in last 13 months**



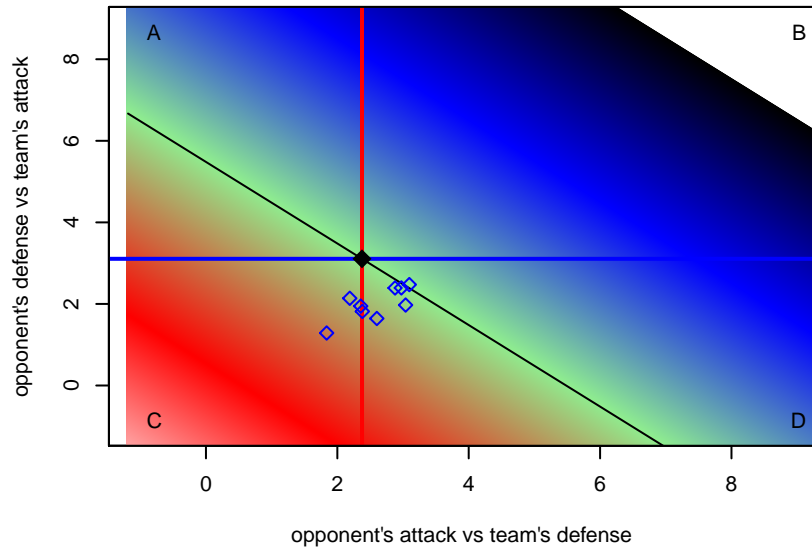
Performance relative to 13 month average



Performance relative to 13 month average



Distribution of opponents
 Red = Lose zone, Blue = Win zone, Green = Even
 Black line separates win/lose zones



lot. A=Neither has attack advantage, B=Opponent has both attack and defense advantage, C=Opponent has both attack and defense disadvantage, D=Both have

date	home		away		venue	pred.home	pred.away
2016-10-23	Strikers FC Mission Viego B02	2	Strikers FC Irvine B02	3	2016 SCDL F11 U15	1.90	3.13
2016-10-16	Strikers FC Irvine B02	1	Laguna United Blue B02	3	2016 SCDL F11 U15	2.04	1.80
2016-10-09	Strikers FC Irvine B02	2	Del Mar Sharks White B02	1	2016 SCDL F11 U15	2.68	0.82
2016-10-08	Strikers FC Irvine B02	3	Irvine Slammers B02	1	2016 SCDL F11 U15	1.88	1.98
2016-10-02	Strikers FC Irvine B02	9	Pateadores Huntington Beach Blue B02	0	2016 SCDL F11 U15	6.09	0.60
2016-09-25	Strikers FC Irvine B02	4	Strikers FC Mission Viego B02	2	2016 SCDL F11 U15	3.13	1.90
2016-09-24	San Diego SC Academy Navy B02	0	Strikers FC Irvine B02	3	2016 SCDL F11 U15	1.02	3.23
2016-09-18	Pateadores Irvine B02	3	Strikers FC Irvine B02	3	2016 SCDL F11 U15	1.28	4.24
2016-09-17	Pateadores PYL Blue B02	1	Strikers FC Irvine B02	2	2016 SCDL F11 U15	1.03	3.53
2016-09-11	San Diego Surf SC Academy Select B02	1	Strikers FC Irvine B02	2	2016 SCDL F11 U15	1.66	2.06